

GUITAR CHORD CHARTS/ACORDES DE GUITARRA

The following symbols are used in the guitar diagrams:

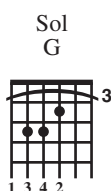
Barre
 String not to be played
 Open String to be played
 Augmented chord
 Diminished chord
 Half diminished chord
 (includes a minor seventh)

—
 x
 o
 aug (*) aum
 dim (°) dis
 ø

Símbolos que se utilizan en los acordes de guitarra:

Cejilla
 Cuerda apagada (la cuerda indicada no se toca)
 Cuerda suelta (la cuerda se toca al aire)
 Acorde aumentado
 Acorde disminuido
 Acorde disminuido con séptima menor

The number to the right of some of the diagrams indicates the fret at which the chord is to begin.



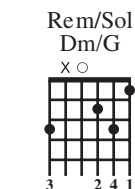

El número que se encuentra a la derecha de algunos diagramas indica el traste en que comienza el acorde.

The numbers which appear at the bottom of the diagram make reference to the left hand fingering.



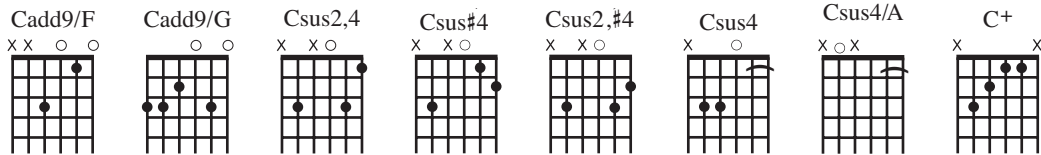
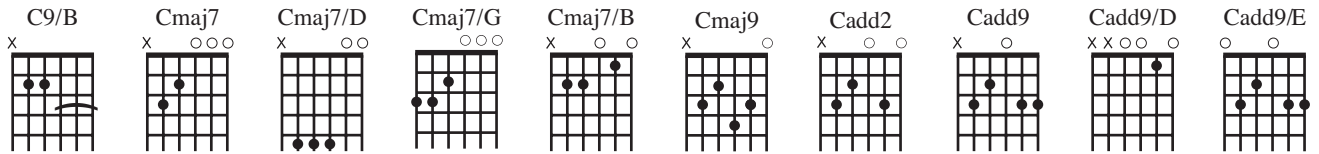
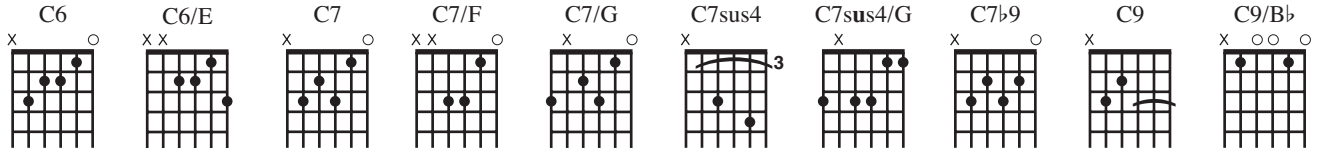
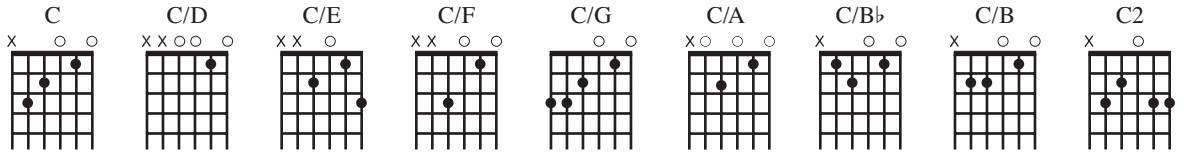
Los números que aparecen en la parte inferior del diagrama hacen referencia a la digitación.

Some chord labels have a slash (/) in between two letters. The letter before the slash indicates the chord which needs to be played. The letter following the slash indicates the bass note which needs to be played, either as the lowest tone on the guitar or keyboard, or by the bass player. In the following example, C/G indicates that a C chord should be played with the note G sounding in the bass. Playing this as the bass note is not absolutely necessary, but is helpful for the voice leading of the piece.

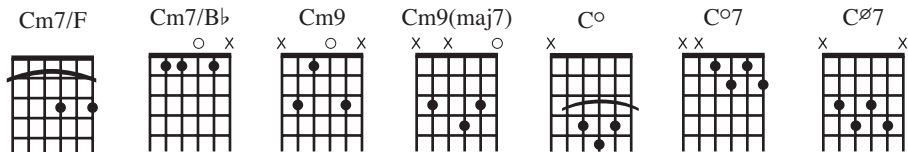
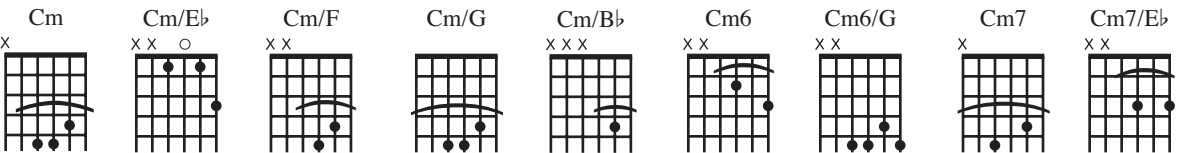


Algunos nombres de los acordes tienen una diagonal (/) entre dos notas. La nota a la izquierda de la diagonal indica el acorde que se debe tocar. La nota a la derecha de la diagonal indica la nota del bajo para el acorde que se debe tocar en la guitarra, el teclado o el bajo. Por ejemplo, en Do/Sol (C/G) se toca el acorde Do (C) sobre la nota de Sol (G) en el bajo. Aunque no es necesario tocar la nota del bajo, su ejecución ayuda a definir el movimiento de las voces de la estructura musical.

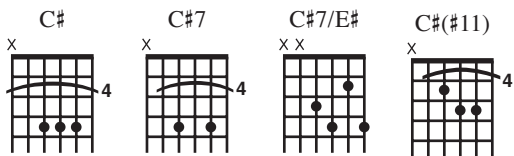
C



Cm



C#



C#m

C#m C#m/A \flat C#m/B C#m/B# C#m7 C#m7/B C#m add11 C# \circ C# \circ 7

C# \circ 7

D \flat

D \flat D \flat /F D \flat /A \flat D \flat /C D \flat 6 D \flat maj7 D \flat add9 Dadd9/F# D \flat sus2

D

D D/E D/F# D/G D/A D/B D/C D/C# D(\flat 6)

D6 D6,9 D6/F# D6/A D7 D7/F# D7/G D7/A D7/C D7(\flat 9)

D7sus4 D9 D9/F# D9sus4 D13 Dmaj7 Dmaj7/A Dmaj7/F# Dadd6,9 Dadd9

Dadd9/F# Dadd9/A Dsus2 Dsus2/C Dsus2,4 Dsus4 Dsus4/A Dsus4/C

Dm

Dm Dm/E Dm/F Dm/G Dm/A Dm/C Dm6 Dm6/A Dm7

Dm7/F Dm7/G Dm7/C Dm7 add11 Dmadd9 D \circ D \circ 7 D \emptyset 7 D(no 3)

D#	D#+ x x o o	D#m	D#o7	D#o7/A	D#o7					
Eb	Eb	Eb/F	Eb/A	Eb/Bb	Eb/C	Eb/D	Eb7	Eb7sus4	Eb7/Db	
	Eb9	Ebmaj7	Ebm	Ebm6	Ebm6/Bb	Ebm7				
E	E	E/F#	E/G#	E/A	E/B	E/C#	E/D	E6	E7	
	E7/G#	E7/A	E7/B	E7/D	E7(#9)	E7sus4	E9	E9/D	Emaj7	Emaj9
	Emaj9/D#	E add6,9	Eadd9	Esus2	Esus2,4	Esus4				
Em	Em	Em/F#	Em/G	Em/A	Em/B	Em/D	Em/D#	Em2	Em6	
	Em6/G	Em6/C#	Em7	Em7/G	Em7/A	Em7/B	Em7/D	Em9	Em11	Emadd9
	Em add11	Eo	Eo7	Eo7	E(no3)					

F									
	Fm								
F#									
F#m									

G^b	G ^b 	G ^b /A ^b 	G ^b /D ^b 											
G	G 	G/A 	G/B 	G/C 	G/D 	G/E 	G/F 	G/F [#] 	G6 					
	G6/A 	G6/B 	G6/D 	G6,9 	G6,9/D 	G6,9/E 	G7 	G7/A 	G7/B 	G7/D 				
	G7/F 	G7sus2,4 	G7sus4 	G9 	G9/B 	Gmaj7 	Gmaj7/A 	Gmaj7/B 	Gmaj7/D 	Gmaj7/F [#] 				
	Gmaj9 	Gmaj9/A 	Gmaj9/B 	Gadd2 	Gadd9 	Gadd9/B 	G add9/D 	Solsus2 Gsus2 	Gsus2,4 	Gsus4 				
	Solsus4 Gsus4 	Gsus4/D 	Gm 	Gm/A 	Gm/B ^b 	Gm/C 	Gm/D 	Gm/F 	Gm6 					
	Gm6/B ^b 	Gm7 	Gm7/B ^b 	Gm7/C 	Gm9 	Gm add9 	G ^o 	G ^o /B ^b 	G ^o 7 	G ^o /B ^b 				
	G(no3) 	G[#] 	G [#] /B [#] 	G [#] /D [#] 	G [#] 7 	G [#] 7/B [#] 	G [#] sus4 	G [#] sus4/D [#] 						
G[#]m	G [#] m 	G [#] m/B 	G [#] m6 	G [#] m7 	G [#] m7/D [#] 	G [#] ^o 7 	G [#] ^o 7 							

A \flat

A \flat **A \flat /C** **A \flat /D \flat** **A \flat /E \flat** **A \flat /G** **A \flat 2/C** **A \flat 2/E** **A \flat 6** **A \flat 13**

A \flat maj7

A \flat maj7/E \flat

A \flat maj9

A \flat maj9/B \flat

A \flat add9

A \flat sus4

A \flat m

A \flat m

A \flat m/F

A

A

A/B

A/C \sharp

A/D

A/E

A/G

A/G \sharp

A6

A6/B

A6/C \sharp

A7

A7/C \sharp

A7/D

A7/E

A7/G

A7sus2

A7sus2,4

A7sus4

A7sus4/E

A7(\sharp 9)

A9

A9/C \sharp

A9sus4

A13

Amaj7

Amaj7/E

Amaj9/E

Aadd9

Aadd9/C \sharp

Asus2

Asus2,4

Asus4

A $^{\circ}$

A $^{\circ}$ 7

A \emptyset 7

Am

Am

Am/B

Am/C

Am/D

Am/E

Am/F \sharp

Am/G

Am/G \sharp

Am2

Am6

Am6/E

Am6/G

Am7

Am7/C

Am7/D

Am7/G

Am7add11

Am9

Am9/E

Am(maj7)

Am add6

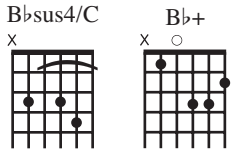
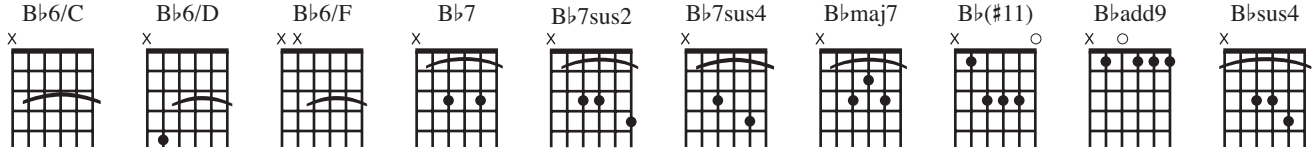
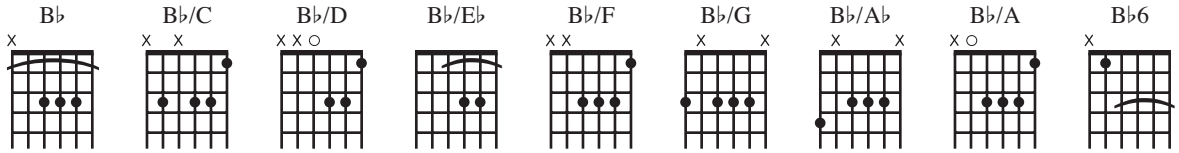
A(no 3)

Am11

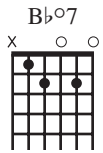
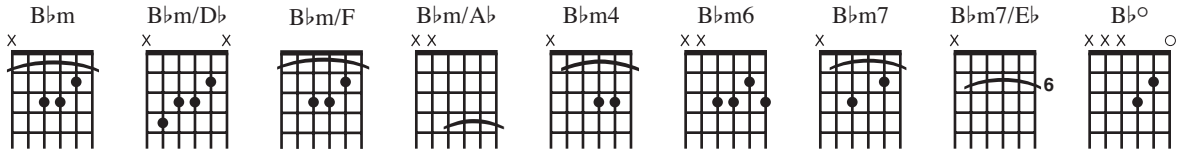
A \sharp

A \sharp $^{\circ}$ 7

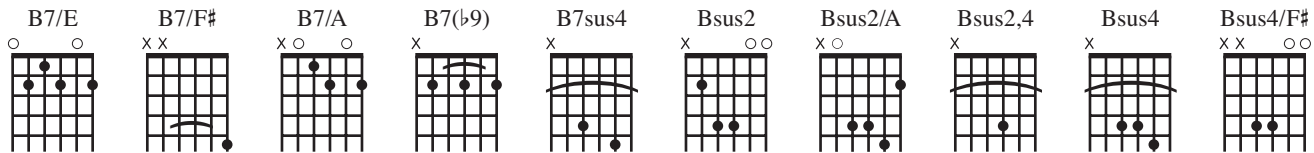
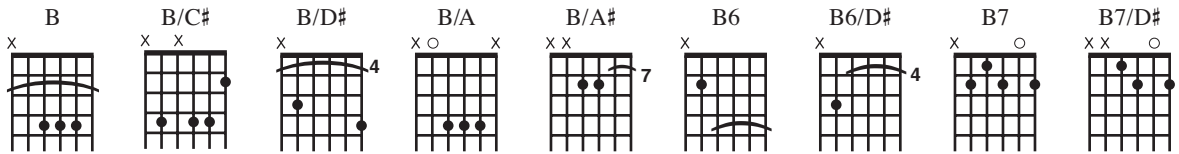
B \flat



B \flat m



B



Bm

